

Classique III Inline Donut Case 4', 5' & 6-1/2' L



NOTE: All temperature controlled cases are designed to operate in an environment of 75°F ambient temperature and 55% humidity level. Rear of unit needs to be 6" from a wall or obstruction.

Product specifications and design are subject to change without notice. Such changes do not entitle the buyer to corresponding changes, improvements, additions or replacement for equipment previously sold or shipped.

MODEL NUMBER	DIMENSIONS (L x D x H)
C3NB/WDSS48-2D-01	49-1/2" x 48-1/2" x 46-7/16"
C3NB/WDSS59-2D-01	60-1/2" x 48-1/2" x 46-7/16"
C3NB/WDSS77-2D-01	78-1/2" x 48-1/2" x 46-7/16"

Classique III Inline Donut Case 4', 5' & 6-1/2' L

STANDARD FEATURES

Case Interior

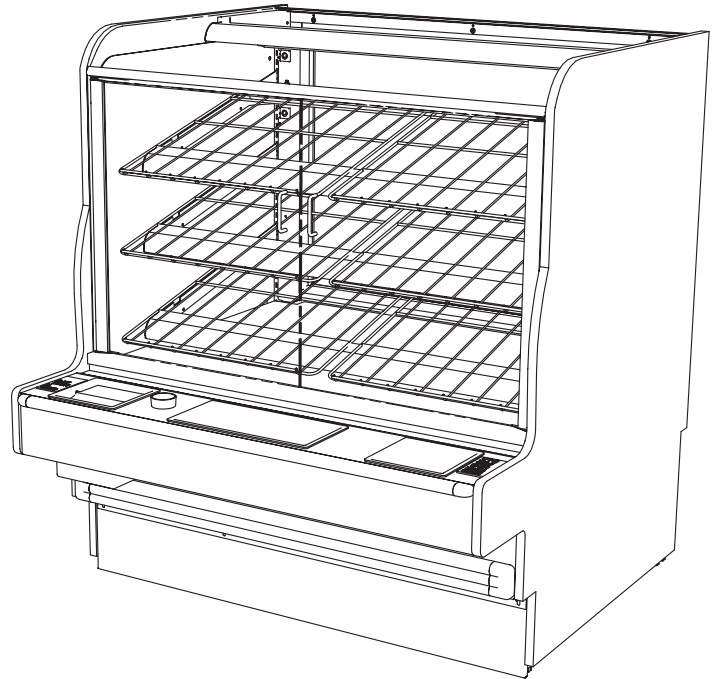
- Four lighted merchandising levels adjustable in 1" increments
- Tray capacity is 12 - 18" x 26" trays on the 59" case and 16 - 18" x 26" trays on the 77" case
- Shelves can be angled, flat or removed for additional merchandising options
- Crumb clean out feature on display deck
- Lower rear storage
- Package ledge has box, bags, tissues, trash and twist tie capacity
- Two (59") or Three (77") 3/16" tempered glass front swinging doors with spring loaded self closure

Electrical

- T-8 lighting with Top light and three electrical shelves wired to an electrical ballast

Construction

- 1" McCue bumper
- Sheet metal base construction
- Powder coated sheet metal back



NOTE: All temperature controlled cases are designed to operate in an environment of 75°F ambient temperature and 55% humidity level. Rear of unit needs to be 6" from a wall or obstruction.

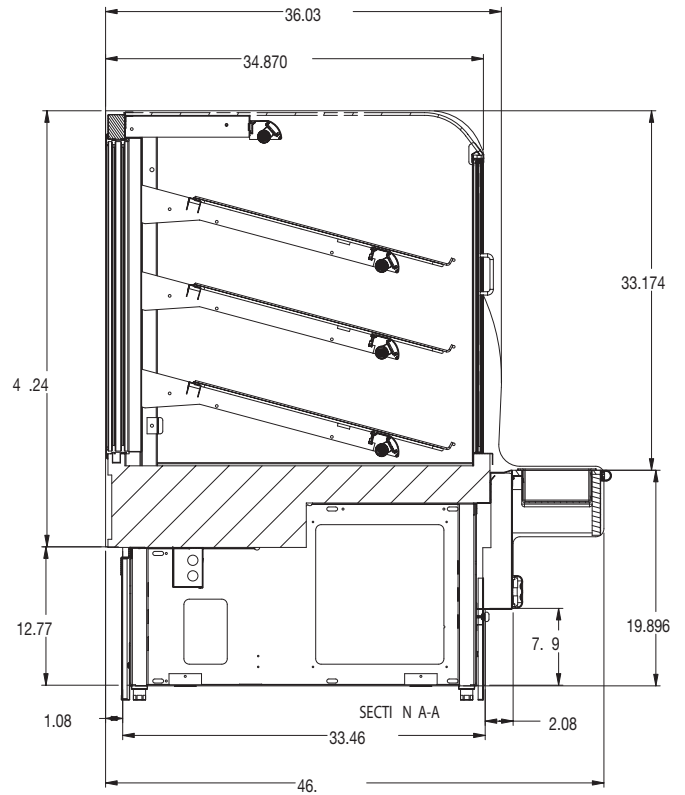
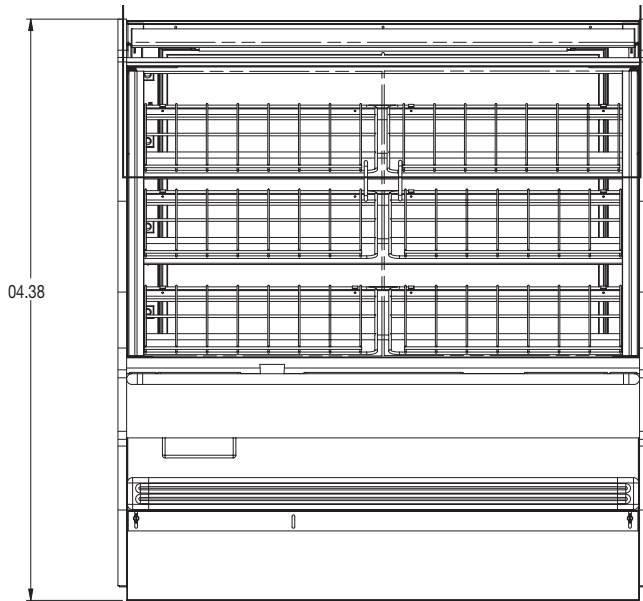
Product specifications and design are subject to change without notice. Such changes do not entitle the buyer to corresponding changes, improvements, additions or replacement for equipment previously sold or shipped.

MODEL NUMBER	DIMENSIONS (L x D x H)
C3NB/WDSS48-2D-01	49-1/2" x 48-1/2" x 46-7/16"
C3NB/WDSS59-2D-01	60-1/2" x 48-1/2" x 46-7/16"
C3NB/WDSS77-2D-01	78-1/2" x 48-1/2" x 46-7/16"

Classique III Inline Donut Case 4', 5' & 6-1/2' L

FRONT VIEW

SIDE VIEW



PRODUCT SPECIFICATION	STANDARD	OPTION(S)
Interior Color	Black or White	
Shelving	Black or White Wire Racks	
Package Ledge	Black or White	
End Panel Color	Black or White, Mirror Interior	WilsonArt Standard and Custom Laminates
End Panels	Full end panel with interior mirror	Cut away end panel
Base Frame	Levelers	Casters
Power Cord	Hardwired	NEMA plug

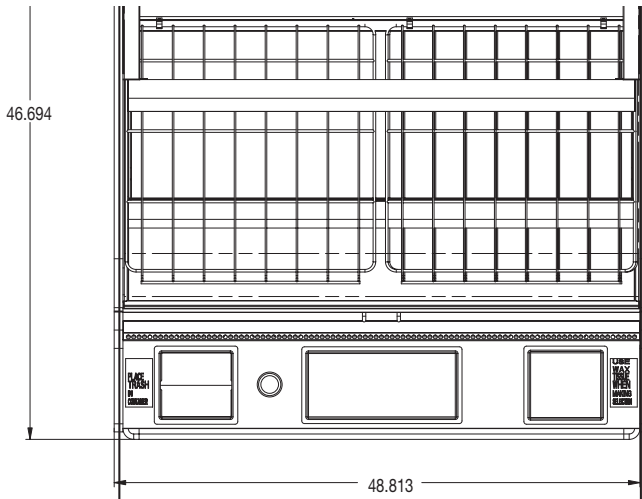
NOTE: All temperature controlled cases are designed to operate in an environment of 75°F ambient temperature and 55% humidity level. Rear of unit needs to be 6" from a wall or obstruction.

Product specifications and design are subject to change without notice. Such changes do not entitle the buyer to corresponding changes, improvements, additions or replacement for equipment previously sold or shipped.

MODEL NUMBER	DIMENSIONS (L x D x H)
C3NB/WDSS48-2D-01	49-1/2" x 48-1/2" x 46-7/16"
C3NB/WDSS59-2D-01	60-1/2" x 48-1/2" x 46-7/16"
C3NB/WDSS77-2D-01	78-1/2" x 48-1/2" x 46-7/16"

Classique III Inline Donut Case 4', 5' & 6-1/2' L

FOOTPRINT



CERTIFICATIONS:

NOTE: CSC Worldwide products are certified to conform to NSF standards #2, #4, or #7, and UL standards #65, #197 or #471 through one or more of the following agencies: UL, NSF, ETL. Contact CSC Worldwide for verification or requests for certification.



MODEL	LENGTH	ELECTRICAL INFORMATION			FREIGHT	
		VOLTS	AMPS	NEMA PLUG	SHIP WT. SC/REMOTE	FRT. CLS.
C3NB/WDSS48-2D-01	49-1/2"	115	.6	5-15P	750	125
C3NB/WDSS59-2D-01	60-1/2"	115	.85	5-15P	820	125
C3NB/WDSS77-2D-01	78-1/2"	115	1.8	5-15P	870	125

NOTE: All temperature controlled cases are designed to operate in an environment of 75°F ambient temperature and 55% humidity level. Rear of unit needs to be 6" from a wall or obstruction.

Product specifications and design are subject to change without notice. Such changes do not entitle the buyer to corresponding changes, improvements, additions or replacement for equipment previously sold or shipped.

MODEL NUMBER	DIMENSIONS (L x D x H)
C3NB/WDSS48-2D-01	49-1/2" x 48-1/2" x 46-7/16"
C3NB/WDSS59-2D-01	60-1/2" x 48-1/2" x 46-7/16"
C3NB/WDSS77-2D-01	78-1/2" x 48-1/2" x 46-7/16"