


► **Model AR-6**

Shown with optional casters & convection oven.

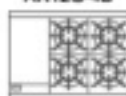


[CLICK TO SELECT MODEL](#)

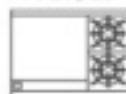
AR-6



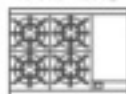
AR12G-4B




AR24G-2B



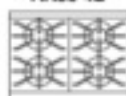
AR4B-12RG



AR-36G



AR36-4B



**STANDARD RANGE FEATURES**

- Stainless Steel rugged exterior body.
- 6" deep front stainless steel bullnose landing ledge/work space.
- 6" High Polished chrome adjustable steel legs.
- Heavy gauge welded frame construction.
- 6" High stainless steel stub back in lieu of high riser.
- 32,000 BTU open burners, industry's highest.
- High temperature knobs for comfort & durability
- One Year parts and labor warranty.

**36" Wide Heavy Duty Restaurant Ranges (26-1/2" Wide Oven)**

MODEL	DESCRIPTION	TOTAL BTU	SHIP WT. LBS.	KG	LIST PRICE
AR-6	6 Burners	227K	611	277	<b>\$3600</b>
AR12G-4B	12" Griddle & 4 Burners	183K	631	286	<b>4350</b>
AR24G-2B	24" Griddle & 2 Burners	139K	641	290	<b>4500</b>
AR-36G	36" Griddle	95K	662	300	<b>4700</b>
AR4B-12RG	4 Burners & 12" Raised Griddle	183K	645	292	<b>5750</b>
AR36-4B	4 Open Burners	163K	611	277	<b>4450</b>
AR12FT-4B	12" French Top & 4 Burners	139K	641	300	<b>5300</b>
■ Casters (Set of 4) #A35102					<b>\$470</b>
■ Storage Base only add -SB to model #				Deduct	<b>350</b>
■ Innovection Oven add -NV to model #				Add	<b>1560</b>
■ Convection Oven add -C to model #				Add	<b>2500</b>

**Crated Dimensions:** 42"D x 38 "W x 36"H (1.069 x 965 x 914).